

Kabinart™

CABINETRY CUSTOM WHERE IT COUNTS





CABINETRY CUSTOM WHERE IT COUNTS

Welcome to Kabinart!

Since our establishment in 1963, our company has been dedicated to the fundamental principles of building strong personal relationships and providing **exceptional quality and value in every product we create.**

We focus on **delivering the finest products possible** and collaborate with local, independently owned businesses committed to guiding you through a successful project.

Today, we are proud to operate from a **state-of-the-art 170,000 square foot facility** in Nashville, Tennessee, supported by a talented team of over 130 skilled professionals.

We invite you to experience the unmatched value of Kabinart, featuring **robust** plywood construction, **meticulous** quality details, a variety of **specialty finishes**, convenient interior options, and **personalized attention** from your local kitchen specialist.

Thank you for your interest in Kabinart —
we look forward to helping you create your dream kitchen!



MAPLE STAINS



OAK STAINS



CHERRY STAINS




STANDARD PAINT



GLAZES & TECHNIQUES

Highlight Glaze

Hand-applied pencil glaze placed in certain areas of the door to bring depth and color. Highlight glazes available in Coffee, Mocha, and Onyx.



Brush Glaze

Soft, decorative contrast, the result of individually hand wiping & brushing every finished part.



Heirloom

Provides a hand worn appearance on random areas of your doors, drawers & wainscot panels.



MAPLE STANDARD STAIN WITH GLAZE



CHERRY STANDARD STAIN WITH GLAZE



PAINT STANDARD PAINT WITH GLAZE



BRUSHED GLAZE

Brushed Glazes offer a soft decorative contrast, the result of individually hand wiping and brushing every finished part in your kitchen. Brushed Glazing is available on all door styles and finish colors.



HEIRLOOM

Heirloom provides a hand-worn appearance on random areas of your doors, drawer fronts, wainscot panels and overlay fillers.





RUSTIC WOOD SPECIES

DOOR STYLES

SHOWN IN RR

ARTS & CRAFTS



FLORENCE



HAMPTON



HAMPTON ARCH



JEFFERSON



MISSION



WAKEFIELD



WILLIAMSBURG



WILLIAMSBURG ARCH

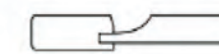


CENTER PANEL OPTIONS



SOLID HARDWOOD CENTER PANEL

RR



SOLID HARDWOOD CENTER PANEL

RP

RUSTIC WOOD SPECIES

SHOWN IN RP



ARTS & CRAFTS
WHITE OAK



ARTS & CRAFTS
MAPLE





ARTS & CRAFTS
CHERRY



Accentuate your cabinetry with the **Majestic Mullion Collection™**

Selection and simplicity come together in one fixed price for every design and every door size!





CREATING YOUR PERFECT LOOK IS AS...

EASY AS 1-2-3

1. CHOOSE YOUR DOOR STYLE
CLASSIC, TRANSITIONAL, CONTEMPORARY

2. CHOOSE YOUR CENTER DOOR PANEL



1/4" INCH FLAT PANEL



1/4" PLYWOOD
CENTER PANEL

FP



SOLID REVERSE RAISED
PANEL



SOLID HARDWOOD
CENTER PANEL

RR



SOLID BEADED PANEL



SOLID HARDWOOD
CENTER PANEL

BP



SOLID RAISED PANEL



SOLID HARDWOOD
CENTER PANEL

RP



PLYWOOD OR MDF

SS & SM

3. CHOOSE YOUR WOOD SPECIES























CHERRY is characterized by its red undertones, but may vary in color from white to a deep, rich brown. Cherry is a close-grained wood with fairly uniform texture, revealing pin knots and curly graining. All wood will age with time and the finish will darken. This is especially true for Cherry. This is a sought-after quality in Cherry cabinetry, and those who select it expect this evolution.



MAPLE is a close-grained hardwood that is predominately white to creamy-white in color, with occasional reddish-brown tones. While Maple typically features uniform graining as compared to other wood species, characteristic markings may include fine brown lines, wavy or curly graining, bird pecks and mineral streaks. These traits are natural and serve to enhance maple's natural beauty.



WHITE OAK is a strong, open-grained hardwood that ranges in color from white to pink and reddish tones. Streaks of green, yellow and even black may appear due to mineral deposits. Oak may also contain wormholes and wild, varying patterns. This distinct graining is considered a desirable quality.

ARTS & CRAFTS	BOLTON	ENFIELD	FLORENCE	HAMPTON
				
				
Veneer Flat Center Panel	Veneer Flat Center Panel	Veneer Flat Center Panel	Veneer Flat Center Panel	Veneer Flat Center Panel
Optional 5-Piece Drawer Front FP, RR, BP, RP	Optional 5-Piece Drawer Front FP, RR, BP	Optional 5-Piece Drawer Front FP, RR, BP, RP	Optional 5-Piece Drawer Front FP, RR, BP, RP	Optional 5-Piece Drawer Front FP, RR, BP, RP
JEFFERSON	MISSION	SLIM SHAKER	WAKEFIELD	WILLIAMSBURG
				
				
Veneer Flat Center Panel	Veneer Flat Center Panel	Veneer Flat Center Panel	Veneer Flat Center Panel	Veneer Flat Center Panel
Optional 5-Piece Drawer Front FP, RR, BP, RP	Optional 5-Piece Drawer Front FP, RR, BP	Optional 5-Piece Drawer Front FP	Optional 5-Piece Drawer Front FP, RR, BP, RP	Optional 5-Piece Drawer Front FP, RR, BP, RP

			
BASE	POT & PAN BASE THREE DRAWER BASE	DRAWER BASE	TWO DRAWER BASE

STANDARD
**TOP SLAB DRAWER
FRONTS**

- Top drawer front is slab
- Lower 5-piece drawer fronts will match the center panel selection of your order
- Vanities follow the same rules

			
BASE	POT & PAN BASE THREE DRAWER BASE	DRAWER BASE	TWO DRAWER BASE

OPTIONAL
**ALL SLAB DRAWER
FRONTS**

- All drawer fronts will be solid slab
- Vanities follow the same rules

			
BASE	POT & PAN BASE THREE DRAWER BASE	DRAWER BASE	TWO DRAWER BASE

OPTIONAL
**ALL 5-PIECE
DRAWER FRONTS**

- Top 5-Piece drawer front is always flat center panel
- Lower 5-piece drawer fronts will match the center panel selection of your order
- Vanities follow the same rules

Shown in Natural Maple, all doors also available in Cherry and White Oak

MITERED DOOR STYLES

SOLID SLAB DOOR STYLES

CANTERBURY



Veneer Flat Center Panel
FP, RR, BP, RP

FAIRFIELD



Veneer Flat Center Panel
FP, RR, BP, RP

KENT



Veneer Flat Center Panel
FP, RR, BP, RP

POTOMAC



Veneer Flat Center Panel
FP, RR, BP, RP

SUFFOLK



Veneer Flat Center Panel
FP, RR, BP, RP

YORK



Veneer Flat Center Panel
FP, RR, BP, RP

MANHATTAN



Oak Veneer Solid Slab
SS



Maple Veneer Solid Slab
SS



Cherry Veneer Solid Slab
SS

SOHO



Standard Paint Solid Slab
(Shown in Pewter Green)
SS

MDF DOOR STYLES

LEHIGH



MDF Flat Center Panel



Optional 5-Piece Drawer Front
FP

SOHO



Solid Slab
SS

MDF only available in paint.

APPLIED MOLDING

PRESCOT



FP, RR, BP, RP

SOLID SLAB WITH APPLIED MOLDING

CHARM



Solid Slab with Applied Molding



SM

DALTON



Solid Slab with Applied Molding



SM

HANSEN



Solid Slab with Applied Molding



SM

PETRO



Solid Slab with Applied Molding



SM

SUBSTANCE

Your dreams... reinforced

Families enjoy quality time. Our commitment to yours... a quality product.



Kabinart offers premium construction features that are standard on every cabinet we manufacture.

- Plywood Construction
- Solid Wood Dovetailed Drawers
- Full Extension Soft Close Drawer Guides
- Soft Close Hinges
- Responsibly forested North American Hardwoods
- Proudly manufactured in Nashville, Tennessee
- 10 Year Warranty





Kabinart™

CABINETRY CUSTOM WHERE IT COUNTS

www.kabinart.com
©2025 Kabinart
All Rights Reserved

Ink colors in this brochure are reproduced as close as possible to the actual color, however, slight variations may occur.

Manufactured by United Cabinet Company, L.L.C. dba Kabinart
Nashville, Tennessee